

Object-Relational Databases

User-Defined Types
Object ID's
Nested Tables

1

Merging Relational and Object Models

- ◆ Object-oriented models support interesting data types --- not just flat files.
 - ◆ Maps, multimedia, etc.
- ◆ The relational model supports very-high-level queries.
- ◆ Object-relational databases are an attempt to get the best of both.

2

Evolution of DBMS's

- ◆ Object-oriented DBMS's failed because they did not offer the efficiencies of well-entrenched relational DBMS's.
- ◆ Object-relational extensions to relational DBMS's capture much of the advantages of OO, yet retain the relation as the fundamental abstraction.

3

SQL-99 and Oracle Features

- ◆ SQL-99 includes many of the object-relational features to be described.
- ◆ However, being so new, different DBMS's use different approaches.
 - ◆ We'll sometimes use features and syntax from Oracle.

4

User Defined Types

- ◆ A *user-defined type*, or UDT, is essentially a class definition, with a structure and methods.
- ◆ Two uses:
 1. As a *rowtype*, that is, the type of a relation.
 2. As the type of an attribute of a relation.

5

UDT Definition

```
CREATE TYPE <typename> AS (  
  <list of elements, as in CREATE TABLE>  
);
```

- ◆ Oracle syntax:
 1. Add "OBJECT" as in CREATE ... AS OBJECT.
 2. Follow with / to have the type stored.

6

Example: UDT Definition

```
CREATE TYPE BarType AS (  
  name CHAR(20),  
  addr CHAR(20)  
);  
CREATE TYPE BeerType AS (  
  name CHAR(20),  
  manf CHAR(20)  
);
```

7

References

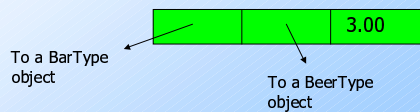
- ◆ If T is a type, then REF T is the type of a reference to T , that is, a pointer to an object of type T .
- ◆ Often called an "object ID" in OO systems.
- ◆ Unlike object ID's, a REF is visible, although it is usually gibberish.

8

Example: REF

```
CREATE TYPE MenuType AS (  
  bar REF BarType,  
  beer REF BeerType,  
  price FLOAT  
);
```

- ◆ MenuType objects look like:



9

UDT's as Rowtypes

- ◆ A table may be defined to have a schema that is a rowtype, rather than by listing its elements.
- ◆ Syntax:
CREATE TABLE <table name> OF
<type name>;

10

Example: Creating a Relation

```
CREATE TABLE Bars OF BarType;  
  
CREATE TABLE Beers OF BeerType;  
  
CREATE TABLE Sells OF MenuType;
```

11

Values of Relations with a Rowtype

- ◆ Technically, a relation like Bars, declared to have a rowtype BarType, is not a set of pairs --- it is a unary relation, whose tuples are objects with two components: name and addr.
- ◆ Each UDT has a *type constructor* of the same name that wraps objects of that type.

12

Example: Type Constructor

- ◆ The query
`SELECT * FROM Bars;`
- ◆ Produces "tuples" such as:
`BarType('Joe's Bar', 'Maple St.')`

13

Accessing Values From a Rowtype

- ◆ In Oracle, the dot works as expected.
 - ◆ But it is a good idea, in Oracle, to use an alias for every relation, when O-R features are used.
- ◆ Example:
`SELECT bb.name, bb.addr
FROM Bars bb;`

14

Accessing Values: SQL-99 Approach

- ◆ In SQL-99, each attribute of a UDT has *generator* (get the value) and *mutator* (change the value) methods of the same name as the attribute.
 - ◆ The generator for *A* takes no argument, as *A()*.
 - ◆ The mutator for *A* takes a new value as argument, as *A(v)*.

15

Example: SQL-99 Value Access

- ◆ The same query in SQL-99 is
`SELECT bb.name(), bb.addr()
FROM Bars bb;`

16

Inserting Rowtype Values

- ◆ In Oracle, we can use a standard INSERT statement, remembering that a relation with a rowtype is really unary and needs that type constructor.
- ◆ Example:
`INSERT INTO Bars VALUES(
 BarType('Joe's Bar', 'Maple St.')
);`

17



Inserting Values: SQL-99 Style

1. Create a variable *X* of the suitable type, using the constructor method for that type.
2. Use the mutator methods for the attributes to set the values of the fields of *X*.
3. Insert *X* into the relation.

18

Example: SQL-99 Insert

- ◆ The following must be part of a procedure, e.g., PSM, so we have a variable `newBar`.

```
SET newBar = BarType();
newBar 
newBar 
INSERT INTO Bars VALUES(newBar);
```

Mutator methods
change `newBar`'s
name and addr
components.


19

UDT's as Column Types

- ◆ A UDT can be the type of an attribute.
- ◆ In either another UDT definition, or in a CREATE TABLE statement, use the name of the UDT as the type of the attribute.

20

Example: Column Type

```
CREATE TYPE AddrType AS (
  street CHAR(30),
  city CHAR(20),
  zip INT
);
CREATE TABLE Drinkers (
  name CHAR(30),
  
);
```

Values of `addr` and
`favBeer` components
are objects with 3 and
2 fields, respectively.

21

Oracle Problem With Field Access

- ◆ You can access a field F of an object that is the value of an attribute A by $A.F$.
- ◆ However, you must use an alias, say rr , for the relation R with attribute A , as $rr.A.F$.

22

Example: Field Access in Oracle

- ◆ Wrong:

```
SELECT favBeer.name
FROM Drinkers;
```
- ◆ Wrong:

```
SELECT Drinkers.favBeer.name
FROM Drinkers;
```
- ◆ Right:

```
SELECT dd.favBeer.name
FROM Drinkers dd;
```

23

Following REF's

- ◆ $A \rightarrow B$ makes sense if:
 1. A is of type REF T .
 2. B is an attribute (field) of objects of type T .
- ◆ Denotes the value of the B component of the object pointed to by A .

24

Example: Following REF's

- ◆ Remember Sells is a relation with a rowtype MenuType(bar, beer, price), where bar and beer are REF's to objects of types BarType and BeerType.
- ◆ Find the beers served by Joe:
SELECT beer->name
FROM Sells
WHERE bar->name = 'Joe's Bar';

25

Following REF's: Oracle Style

- ◆ REF-following is implicit in the dot.
- ◆ Just follow a REF by a dot and a field of the object referred to.
- ◆ Example:
SELECT ss.beer.name
FROM Sells ss
WHERE ss.bar.name = 'Joe's Bar';

26

Oracle's Deref Operator -- Motivation

- ◆ If we want the set of beer objects for the beers sold by Joe, we might try:
*SELECT ss.beer
FROM Sells ss
WHERE ss.bar.name = 'Joe's Bar';*
- ◆ Legal, but ss.beer is a REF, hence gibberish.

27

Using Deref

- ◆ To see the BeerType objects, use:
SELECT Deref(ss.beer)
FROM Sells ss
WHERE ss.bar.name = 'Joe's Bar';
- ◆ Produces values like:
BeerType('Bud', 'Anheuser-Busch')

28

Methods --- Oracle Syntax

- ◆ Classes are more than structures; they provide methods.
- ◆ We'll study the Oracle syntax for methods.
 - ◆ Declare in CREATE TYPE, and define methods in a CREATE TYPE BODY statement.
 - ◆ Use PL/SQL syntax for methods.
 - ◆ Use variable SELF to refer to the object to which the method is applied.

29

Example: Method Declaration

- ◆ Let's add method priceInYen to MenuType.

```
CREATE TYPE MenuType AS OBJECT (  
  bar      REF BarType,  
  beer     REF BeerType,  
  price    FLOAT,  
  priceInYen(rate IN FLOAT)  
  RETURN FLOAT,  
  PRAGMA RESTRICT_REFERENCES(priceInYen,  
);  
/
```

What Oracle calls methods.

"Write no database state."
That is, whatever priceInYen does
it won't modify the database.

30

Method Definition – Oracle Style

- ◆ Form of create-body statement:
 CREATE TYPE BODY <type name> AS
 <method definitions = PL/SQL
 procedure definitions, using
 "MEMBER FUNCTION" in place of
 "PROCEDURE">
 END;
 /

31

Example: Method Definition

```
CREATE TYPE BODY MenuType AS
  MEMBER FUNCTION
    priceInYen RETURN FLOAT IS
  BEGIN
    RETURN rate * SELF.price;
  END;
END;
/
```

No mode (IN) in body, just in declaration

Use parentheses *only* when there is at least one argument

32

Method Use

- ◆ Follow a name for an object by a dot and the name of the method, with arguments if any.
- ◆ Example:
 SELECT ss.beer.name,
 ss.priceInYen(120.0)
 FROM Sells ss
 WHERE ss.bar.name = 'Joe's Bar';

33

Order Methods: SQL-99

- ◆ Each UDT T may define two methods called EQUAL and LESSTHAN.
 - ◆ Each takes an argument of type T and is applied to another object of type T .
 - ◆ Returns TRUE if and only if the target object is = (resp. <) the argument object.
- ◆ Allows objects of type T to be compared by =, <, etc. in WHERE clauses and for sorting (ORDER BY).

34

Order Methods: Oracle

- ◆ We may declare any one method for any UDT to be an *order method*.
- ◆ The order method returns a value <0, =0, or >0, as the value of object SELF is <, =, or > the argument object.

35

Example: Order Method Declaration

- ◆ Order BarType objects by name:
 CREATE TYPE BarType AS OBJECT (
 name CHAR(20),
 addr CHAR(20),
 ORDER MEMBER FUNCTION before(
 bar2 IN BarType) RETURN INT,
 PRAGMA RESTRICT_REFERENCES(before,
);
 /

Read/write no database state/package state. A "package" is a collection of procedures and variables that can communicate values among them.

36

Querying a Nested Table

- ◆ We can print the value of a nested table like any other value.
- ◆ But these values have two type constructors:
 1. For the table.
 2. For the type of tuples in the table.

43

Example: Query a Nested Table

- ◆ Find the beers by Anheuser-Busch:

```
SELECT beers FROM Manfs
WHERE name = 'Anheuser-Busch';
```
- ◆ Produces one value like:

```
BeerTableType(
  BeerType('Bud', 'lager', 'yellow'),
  Beertype('Lite', 'malt', 'pale'),...
)
```

44

Querying Within a Nested Table

- ◆ A nested table can be converted to an ordinary relation by applying THE(...).
- ◆ This relation can be used in FROM clauses like any other relation.

45

Example: Use of THE

- ◆ Find the ales made by Anheuser-Busch:

```
SELECT bb.name
FROM THE(
  [Redacted]
)
WHERE bb.kind = 'ale';
```
- The one nested table for the Anheuser-Busch beers
- An alias for the nested table, which has no name

46

Turning Relations Into Nested Tables

- ◆ Any relation with the proper number and types of attributes can become the value of a nested table.
- ◆ Use `CAST(MULTISET(...) AS <type>)` on the relation to turn it into the value with the proper type for a nested table.

47

Example: CAST --- 1

- ◆ Suppose we have a relation `Beers(beer, manf)`, where `beer` is a `BeerType` object and `manf` a string --- the manufacturer of the beer.
- ◆ We want to insert into `Manfs` a new tuple, with Pete's Brewing Co. as the name and a set of beers that are whatever `Beers` has for Pete's.

48

Example: CAST --- 2

```
INSERT INTO Manfs VALUES (  
  'Pete's', 'Palo Alto',  
  CAST(  
    MULTISET(  
      [redacted]  
    )  
  )  
);
```

The set of BeerType objects for Pete's

Turn the set of objects into a nested relation