

CS345

Data Mining

Link Analysis Algorithms

Page Rank

Anand Rajaraman, Jeffrey D. Ullman

Link Analysis Algorithms

- Page Rank
 - Hubs and Authorities
 - Topic-Specific Page Rank
 - Spam Detection Algorithms
 - Other interesting topics we won't cover
 - Detecting duplicates and mirrors
 - Mining for communities
-

Ranking web pages

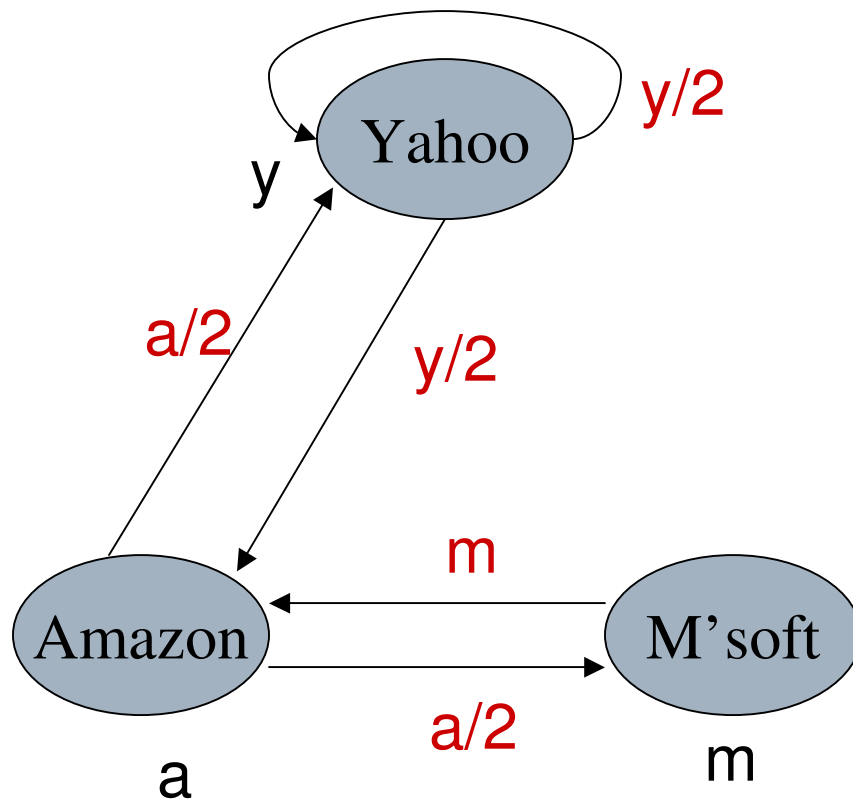
- Web pages are not equally “important”
 - www.joe-schmoe.com v www.stanford.edu
 - Inlinks as votes
 - www.stanford.edu has 23,400 inlinks
 - www.joe-schmoe.com has 1 inlink
 - Are all inlinks equal?
 - Recursive question!
-

Simple recursive formulation

- Each link's vote is proportional to the **importance** of its source page
 - If page **P** with importance **x** has **n** outlinks, each link gets **x/n** votes
 - Page **P**'s own importance is the sum of the votes on its inlinks
-

Simple "flow" model

The web in 1839



$$y = y/2 + a/2$$

$$a = y/2 + m$$

$$m = a/2$$

Solving the flow equations

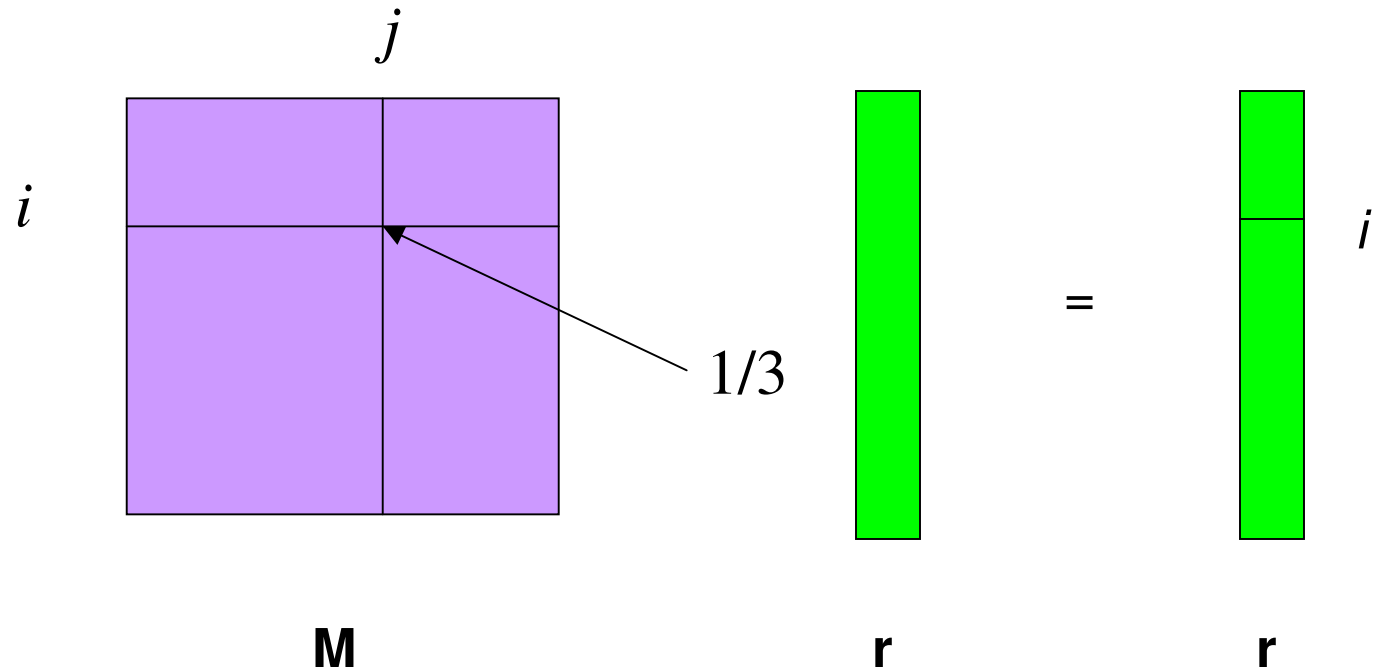
- 3 equations, 3 unknowns, no constants
 - No unique solution
 - All solutions equivalent modulo scale factor
 - Additional constraint forces uniqueness
 - $y+a+m = 1$
 - $y = 2/5, a = 2/5, m = 1/5$
 - Gaussian elimination method works for small examples, but we need a better method for large graphs
-

Matrix formulation

- Matrix **M** has one row and one column for each web page
 - Suppose page j has n outlinks
 - If $j \neq i$, then $M_{ij} = 1/n$
 - Else $M_{ij} = 0$
 - **M** is a **column stochastic matrix**
 - Columns sum to 1
 - Suppose **r** is a vector with one entry per web page
 - r_i is the importance score of page i
 - Call it the **rank vector**
 - $|\mathbf{r}| = 1$
-

Example

Suppose page j links to 3 pages, including i



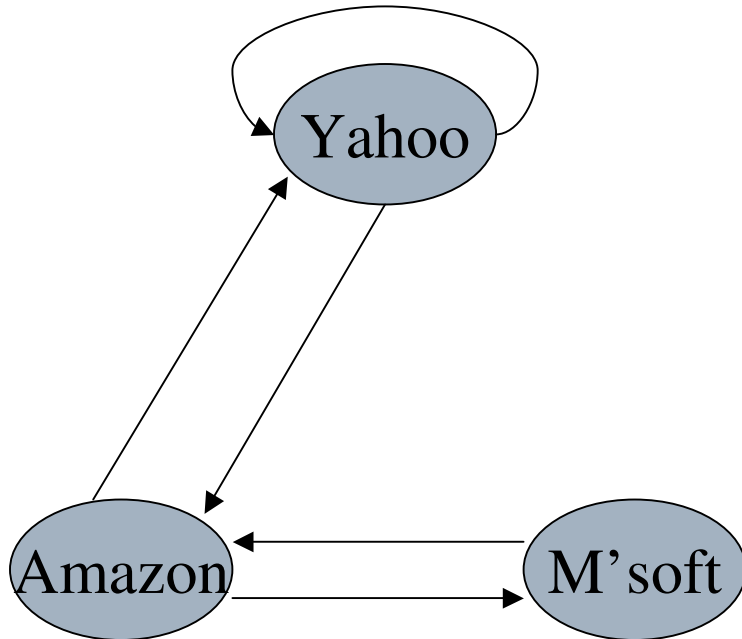
Eigenvector formulation

- The flow equations can be written

$$\mathbf{r} = \mathbf{M}\mathbf{r}$$

- So the rank vector is an eigenvector of the stochastic web matrix
 - In fact, its first or principal eigenvector, with corresponding eigenvalue 1
-

Example



$$y = y/2 + a/2$$

$$a = y/2 + m$$

$$m = a/2$$

	y	a	m
y	1/2	1/2	0
a	1/2	0	1
m	0	1/2	0

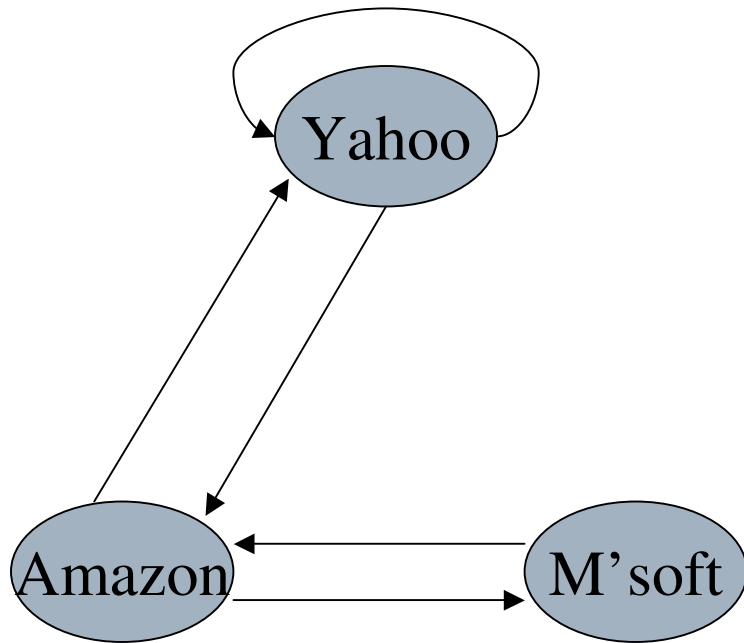
$$\mathbf{r} = \mathbf{M}\mathbf{r}$$

$$\begin{array}{|c|} \hline y \\ \hline a \\ \hline m \\ \hline \end{array} = \begin{array}{|ccc|} \hline 1/2 & 1/2 & 0 \\ \hline 1/2 & 0 & 1 \\ \hline 0 & 1/2 & 0 \\ \hline \end{array} \begin{array}{|c|} \hline y \\ \hline a \\ \hline m \\ \hline \end{array}$$

Power Iteration method

- Simple iterative scheme (aka **relaxation**)
 - Suppose there are N web pages
 - Initialize: $\mathbf{r}^0 = [1/N, \dots, 1/N]^T$
 - Iterate: $\mathbf{r}^{k+1} = \mathbf{M}\mathbf{r}^k$
 - Stop when $|\mathbf{r}^{k+1} - \mathbf{r}^k|_1 < \varepsilon$
 - $|\mathbf{x}|_1 = \sum_{1 \leq i \leq N} |x_i|$ is the L_1 norm
 - Can use any other vector norm e.g., Euclidean
-

Power Iteration Example



	y	a	m
y	1/2	1/2	0
a	1/2	0	1
m	0	1/2	0

y	=	1/3	1/3	5/12	3/8		2/5
a		1/3	1/2	1/3	11/24	...	2/5
m		1/3	1/6	1/4	1/6		1/5

Random Walk Interpretation

- Imagine a **random web surfer**
 - At any time t , surfer is on some page P
 - At time $t+1$, the surfer follows an outlink from P uniformly at random
 - Ends up on some page Q linked from P
 - Process repeats indefinitely
 - Let $\mathbf{p}(t)$ be a vector whose i^{th} component is the probability that the surfer is at page i at time t
 - $\mathbf{p}(t)$ is a probability distribution on pages
-

The stationary distribution

- Where is the surfer at time $t+1$?
 - Follows a link uniformly at random
 - $\mathbf{p}(t+1) = \mathbf{M}\mathbf{p}(t)$
 - Suppose the random walk reaches a state such that $\mathbf{p}(t+1) = \mathbf{M}\mathbf{p}(t) = \mathbf{p}(t)$
 - Then $\mathbf{p}(t)$ is called a **stationary distribution** for the random walk
 - Our rank vector \mathbf{r} satisfies $\mathbf{r} = \mathbf{M}\mathbf{r}$
 - So it is a stationary distribution for the random surfer
-

Existence and Uniqueness

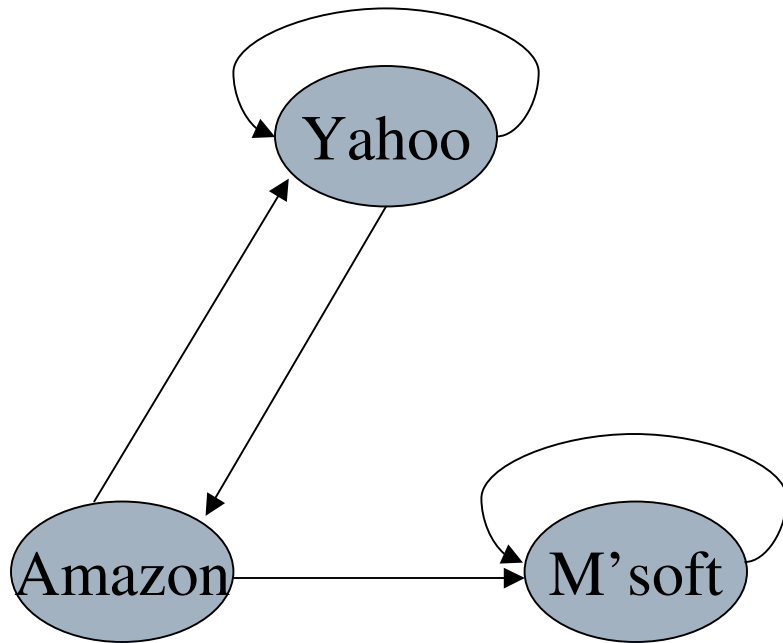
A central result from the theory of random walks (aka Markov processes):

For graphs that satisfy certain conditions, the stationary distribution is unique and eventually will be reached no matter what the initial probability distribution at time $t = 0$.

Spider traps

- A group of pages is a **spider trap** if there are no links from within the group to outside the group
 - Random surfer gets trapped
 - Spider traps violate the conditions needed for the random walk theorem
-

Microsoft becomes a spider trap



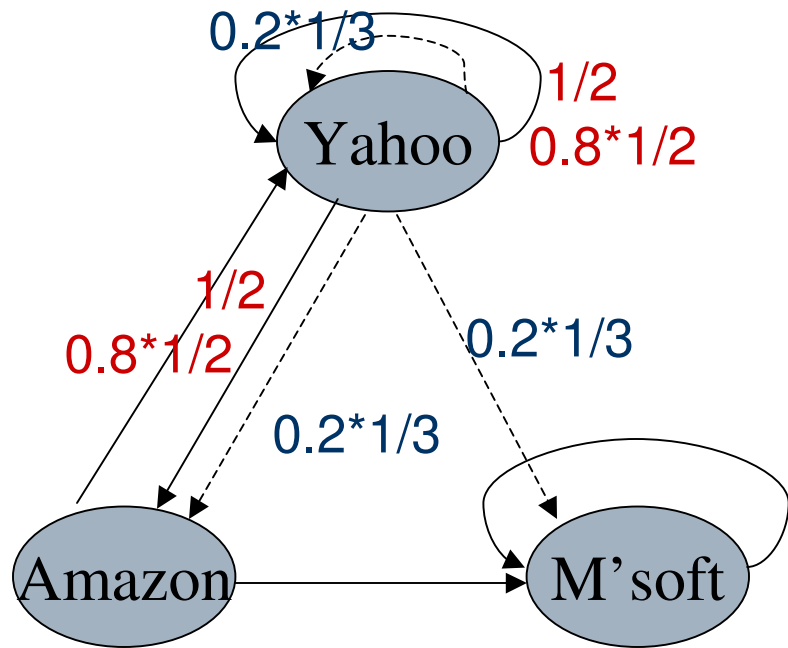
	y	a	m
y	1/2	1/2	0
a	1/2	0	0
m	0	1/2	1

y	=	1	1	3/4	5/8		0
a		1	1/2	1/2	3/8	...	0
m		1	3/2	7/4	2		3

Random teleports

- The Google solution for spider traps
 - At each time step, the random surfer has two options:
 - With probability β , follow a link at random
 - With probability $1-\beta$, jump to some page uniformly at random
 - Common values for β are in the range 0.8 to 0.9
 - Surfer will teleport out of spider trap within a few time steps
-

Random teleports ($\beta = 0.8$)

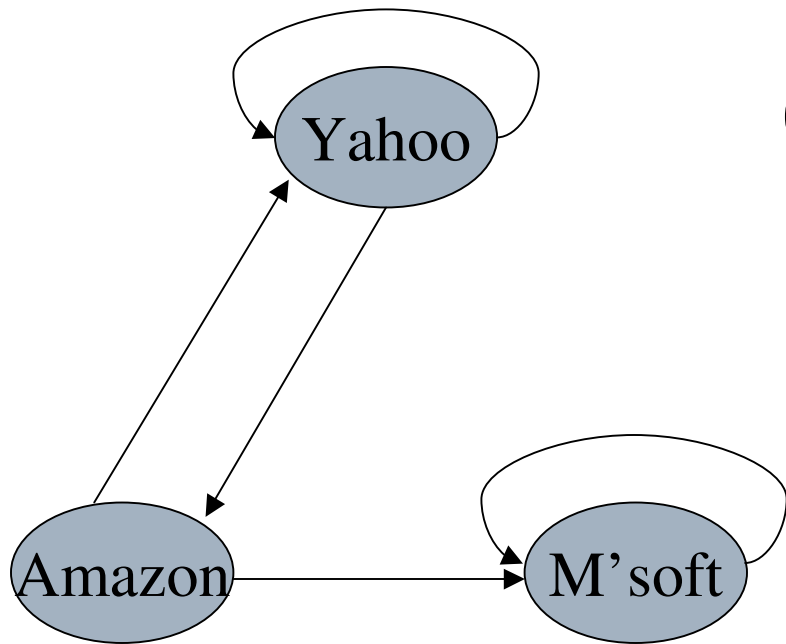


$$\begin{array}{c} y \\ a \\ m \end{array} \begin{array}{c} y \\ 1/2 \\ 1/2 \\ 0 \end{array} \quad 0.8 * \begin{array}{c} y \\ 1/2 \\ 1/2 \\ 0 \end{array} \quad + \quad 0.2 * \begin{array}{c} y \\ 1/3 \\ 1/3 \\ 1/3 \end{array}$$

$$0.8 \begin{array}{ccc} 1/2 & 1/2 & 0 \\ 1/2 & 0 & 0 \\ 0 & 1/2 & 1 \end{array} \quad + \quad 0.2 \begin{array}{ccc} 1/3 & 1/3 & 1/3 \\ 1/3 & 1/3 & 1/3 \\ 1/3 & 1/3 & 1/3 \end{array}$$

$$\begin{array}{c} y \\ a \\ m \end{array} \begin{array}{ccc} 7/15 & 7/15 & 1/15 \\ 7/15 & 1/15 & 1/15 \\ 1/15 & 7/15 & 13/15 \end{array}$$

Random teleports ($\beta = 0.8$)



$$0.8 \begin{bmatrix} 1/2 & 1/2 & 0 \\ 1/2 & 0 & 0 \\ 0 & 1/2 & 1 \end{bmatrix} + 0.2 \begin{bmatrix} 1/3 & 1/3 & 1/3 \\ 1/3 & 1/3 & 1/3 \\ 1/3 & 1/3 & 1/3 \end{bmatrix}$$

$$\begin{matrix} y \\ a \\ m \end{matrix} \begin{bmatrix} 7/15 & 7/15 & 1/15 \\ 7/15 & 1/15 & 1/15 \\ 1/15 & 7/15 & 13/15 \end{bmatrix}$$

y	=	1	1.00	0.84	0.776		7/11
a		1	0.60	0.60	0.536	...	5/11
m		1	1.40	1.56	1.688		21/11

Matrix formulation

- Suppose there are N pages
 - Consider a page j , with set of outlinks $O(j)$
 - We have $M_{ij} = 1/|O(j)|$ when $j \neq i$ and $M_{ij} = 0$ otherwise
 - The random teleport is equivalent to
 - adding a **teleport link** from j to every other page with probability $(1-\beta)/N$
 - reducing the probability of following each outlink from $1/|O(j)|$ to $\beta/|O(j)|$
 - Equivalent: tax each page a fraction $(1-\beta)$ of its score and redistribute evenly
-

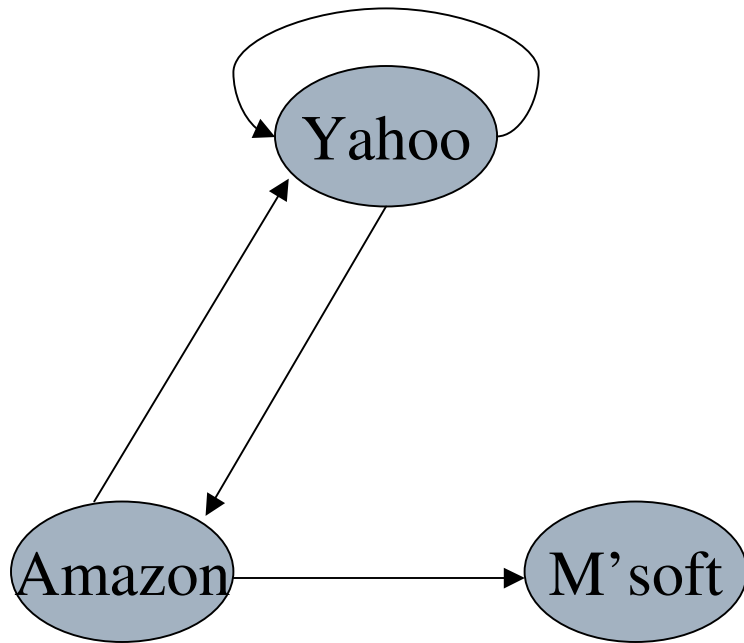
Page Rank

- Construct the $N \times N$ matrix \mathbf{A} as follows
 - $A_{ij} = \beta M_{ij} + (1-\beta)/N$
 - Verify that \mathbf{A} is a stochastic matrix
 - The **page rank vector** \mathbf{r} is the principal eigenvector of this matrix
 - satisfying $\mathbf{r} = \mathbf{A}\mathbf{r}$
 - Equivalently, \mathbf{r} is the stationary distribution of the random walk with teleports
-

Dead ends

- Pages with no outlinks are “dead ends” for the random surfer
 - Nowhere to go on next step
-

Microsoft becomes a dead end



$$0.8 \begin{bmatrix} 1/2 & 1/2 & 0 \\ 1/2 & 0 & 0 \\ 0 & 1/2 & 0 \end{bmatrix}$$

$$+ 0.2 \begin{bmatrix} 1/3 & 1/3 & 1/3 \\ 1/3 & 1/3 & 1/3 \\ 1/3 & 1/3 & 1/3 \end{bmatrix}$$

$$\begin{matrix} y \\ a \\ m \end{matrix} \begin{bmatrix} 7/15 & 7/15 & 1/15 \\ 7/15 & 1/15 & 1/15 \\ 1/15 & 7/15 & 1/15 \end{bmatrix}$$

↓
Non-stochastic!

$$\begin{matrix} y \\ a \\ m \end{matrix} = \begin{bmatrix} 1 & 1 & 0.787 & 0.648 & 0 \\ 1 & 0.6 & 0.547 & 0.430 & \dots & 0 \\ 1 & 0.6 & 0.387 & 0.333 & 0 \end{bmatrix}$$

Dealing with dead-ends

□ Teleport

- Follow random teleport links with probability 1.0 from dead-ends
- Adjust matrix accordingly

□ Prune and propagate

- Preprocess the graph to eliminate dead-ends
 - Might require multiple passes
 - Compute page rank on reduced graph
 - Approximate values for deadends by propagating values from reduced graph
-

Computing page rank

- Key step is matrix-vector multiplication
 - $\mathbf{r}^{\text{new}} = \mathbf{A}\mathbf{r}^{\text{old}}$
 - Easy if we have enough main memory to hold \mathbf{A} , \mathbf{r}^{old} , \mathbf{r}^{new}
 - Say $N = 1$ billion pages
 - We need 4 bytes for each entry (say)
 - 2 billion entries for vectors, approx 8GB
 - Matrix \mathbf{A} has N^2 entries
 - 10^{18} is a large number!
-

Rearranging the equation

$\mathbf{r} = \mathbf{A}\mathbf{r}$, where

$$A_{ij} = \beta M_{ij} + (1-\beta)/N$$

$$r_i = \sum_{1 \leq j \leq N} A_{ij} r_j$$

$$\begin{aligned} r_i &= \sum_{1 \leq j \leq N} [\beta M_{ij} + (1-\beta)/N] r_j \\ &= \beta \sum_{1 \leq j \leq N} M_{ij} r_j + (1-\beta)/N \sum_{1 \leq j \leq N} r_j \\ &= \beta \sum_{1 \leq j \leq N} M_{ij} r_j + (1-\beta)/N, \text{ since } |\mathbf{r}| = 1 \end{aligned}$$

$$\mathbf{r} = \beta \mathbf{M}\mathbf{r} + [(1-\beta)/N]_N$$

where $[x]_N$ is an N-vector with all entries x

Sparse matrix formulation

- We can rearrange the page rank equation:
 - $\mathbf{r} = \beta \mathbf{M} \mathbf{r} + [(1-\beta)/N]_N$
 - $[(1-\beta)/N]_N$ is an N-vector with all entries $(1-\beta)/N$
 - \mathbf{M} is a sparse matrix!
 - 10 links per node, approx $10N$ entries
 - So in each iteration, we need to:
 - Compute $\mathbf{r}^{\text{new}} = \beta \mathbf{M} \mathbf{r}^{\text{old}}$
 - Add a constant value $(1-\beta)/N$ to each entry in \mathbf{r}^{new}
-

Sparse matrix encoding

- Encode sparse matrix using only nonzero entries
 - Space proportional roughly to number of links
 - say $10N$, or $4 \times 10^9 = 40\text{GB}$
 - still won't fit in memory, but will fit on disk

source node	degree	destination nodes
0	3	1, 5, 7
1	5	17, 64, 113, 117, 245
2	2	13, 23

Basic Algorithm

- Assume we have enough RAM to fit \mathbf{r}^{new} , plus some working memory
 - Store \mathbf{r}^{old} and matrix \mathbf{M} on disk

Basic Algorithm:

- Initialize: $\mathbf{r}^{\text{old}} = [1/N]_N$
 - Iterate:
 - **Update:** Perform a sequential scan of \mathbf{M} and \mathbf{r}^{old} to update \mathbf{r}^{new}
 - Write out \mathbf{r}^{new} to disk as \mathbf{r}^{old} for next iteration
 - Every few iterations, compute $|\mathbf{r}^{\text{new}} - \mathbf{r}^{\text{old}}|$ and stop if it is below threshold
 - Need to read in both vectors into memory
-

Update step

Initialize all entries of \mathbf{r}^{new} to $(1-\beta)/N$

For each page p (out-degree n):

 Read into memory: $p, n, \text{dest}_1, \dots, \text{dest}_n, r^{\text{old}}(p)$

 for $j = 1..n$:

$$r^{\text{new}}(\text{dest}_j) += \beta * r^{\text{old}}(p) / n$$

	r^{new}
0	
1	
2	
3	
4	
5	
6	

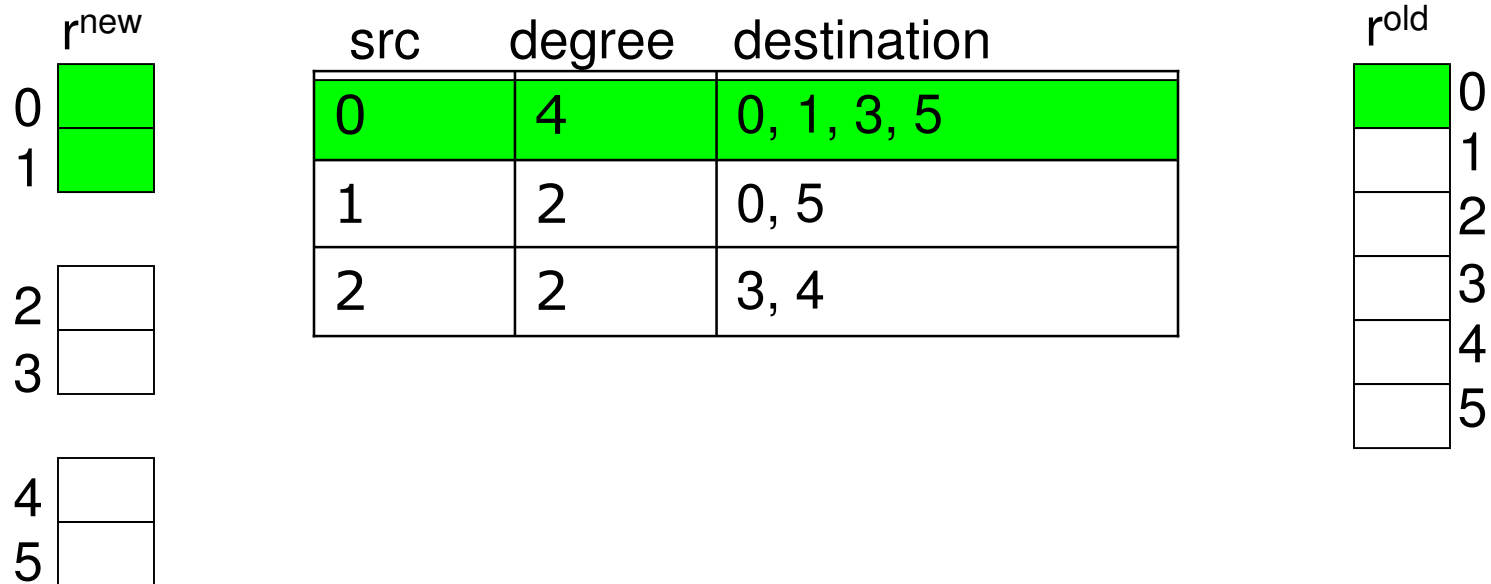
src	degree	destination
0	3	1, 5, 6
1	4	17, 64, 113, 117
2	2	13, 23

	r^{old}
0	
1	
2	
3	
4	
5	
6	

Analysis

- In each iteration, we have to:
 - Read \mathbf{r}^{old} and \mathbf{M}
 - Write \mathbf{r}^{new} back to disk
 - IO Cost = $2|\mathbf{r}| + |\mathbf{M}|$
 - What if we had enough memory to fit both \mathbf{r}^{new} and \mathbf{r}^{old} ?
 - What if we could not even fit \mathbf{r}^{new} in memory?
 - 10 billion pages
-

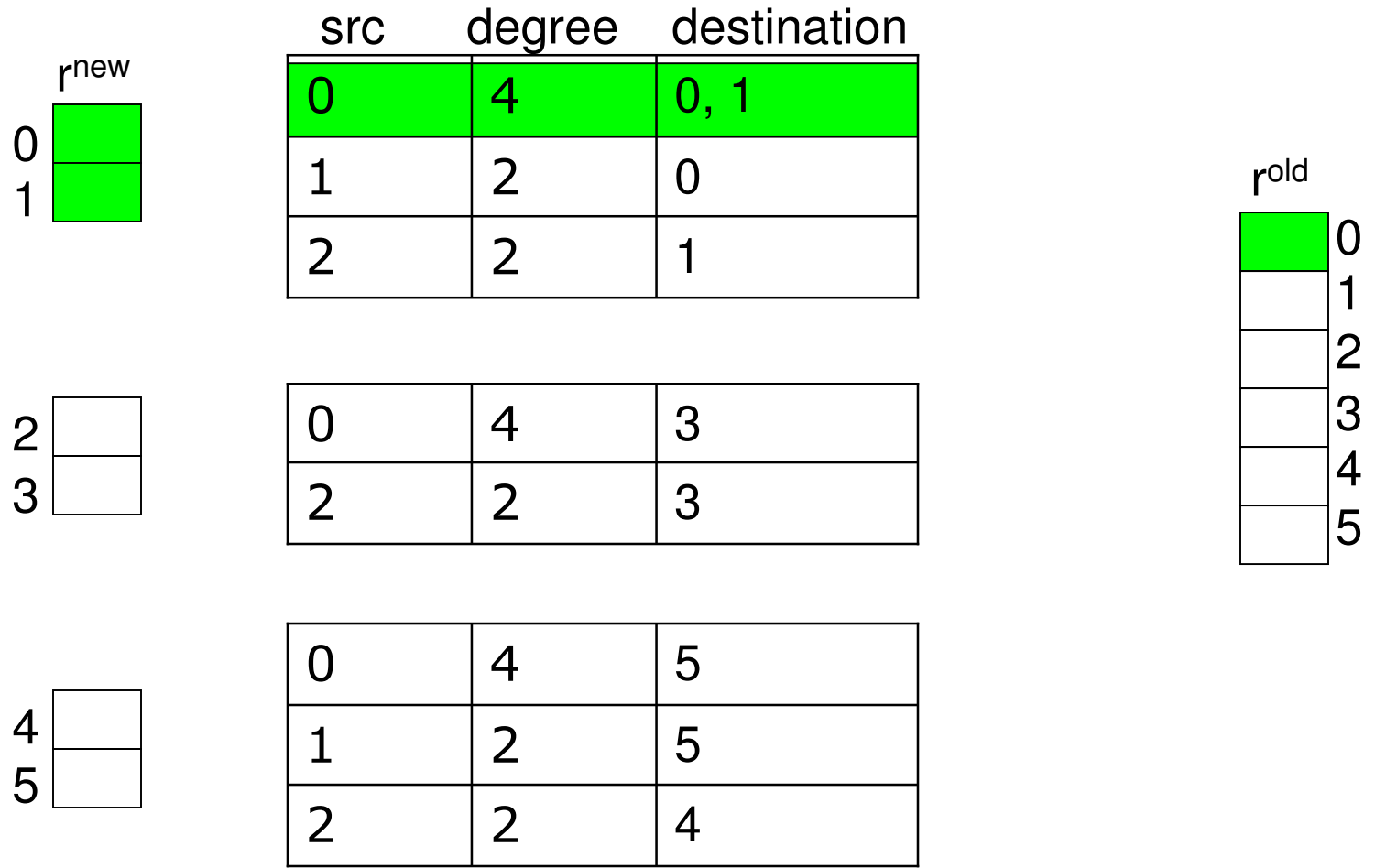
Block-based update algorithm



Analysis of Block Update

- Similar to nested-loop join in databases
 - Break \mathbf{r}^{new} into k blocks that fit in memory
 - Scan \mathbf{M} and \mathbf{r}^{old} once for each block
 - k scans of \mathbf{M} and \mathbf{r}^{old}
 - $k(|\mathbf{M}| + |\mathbf{r}|) + |\mathbf{r}| = k|\mathbf{M}| + (k+1)|\mathbf{r}|$
 - Can we do better?
 - Hint: \mathbf{M} is much bigger than \mathbf{r} (approx 10-20x), so we must avoid reading it k times per iteration
-

Block-Stripe Update algorithm



Block-Stripe Analysis

- Break \mathbf{M} into stripes
 - Each stripe contains only destination nodes in the corresponding block of \mathbf{r}^{new}
 - Some additional overhead per stripe
 - But usually worth it
 - Cost per iteration
 - $|\mathbf{M}|(1+\varepsilon) + (k+1)|\mathbf{r}|$
-

Next

- Topic-Specific Page Rank
 - Hubs and Authorities
 - Spam Detection
-